




*City of Biddeford, Maine*  
 FY2020 Revenue

Parking Enforcement

	FY17 Actual	FY18 Budget	FY18 Actual	FY19 Budget	FY19 YTD 01/31/19	FY2020	
						Dept Head	Manager's Rec
Taxes	\$0	\$0	\$0	\$0	\$0	\$0	\$0
Licenses, permits and fees	\$0	\$0	\$0	\$116,250	\$74,223	\$294,140	\$294,140
Intergovernmental	\$0	\$0	\$0	\$0	\$0	\$0	\$0
Investment income	\$0	\$0	\$0	\$0	\$0	\$0	\$0
Other	\$0	\$0	\$0	\$0	\$0	\$0	\$0
Transfer in from other funds	\$0	\$0	\$0	\$0	\$0	\$0	\$0
Lease Proceeds	\$0	\$0	\$0	\$0	\$0	\$0	\$0
Use of fund balance	\$0	\$0	\$0	\$0	\$0	\$0	\$0
<b>TOTALS:</b>	<b>\$0</b>	<b>\$0</b>	<b>\$0</b>	<b>\$116,250</b>	<b>\$74,223</b>	<b>\$294,140</b>	<b>\$294,140</b>

Account Number	Description	FY17 Actual	FY18 Budget	FY18 Actual	FY19 Budget	FY19 YTD 01/31/19	FY2020	
							Dept Head	Manager's Rec
<b><u>Licenses, Permits &amp; Fees</u></b>								
40639	Parking Fees	\$0	\$0	\$0	\$38,400	\$22,400	\$38,400	\$38,400
40305	Parking Revenue	\$0	\$0	\$0	\$49,380	\$31,463	\$195,740	\$195,740
40316	Parking Fines Revenue	\$0	\$0	\$0	\$28,470	\$20,360	\$60,000	\$60,000
	Total licenses, permits & fees	\$0	\$0	\$0	\$116,250	\$74,223	\$294,140	\$294,140



## Fiscal Year 2020 Revenue Estimates

February 28, 2019

Department: Police Department

Account Title: Parking Revenue

Department Number: 31235

Account Number: 40305


FY 2017 Actual	FY 2018 Budget	FY2018 Actual	FY 2019 Budget	FY 2019 Forecast
\$0.00	\$0.00	\$0.00	\$49,380.00	\$75,000.00

FY-2020 Budget	Department Estimate	City Mgr Recommendation	Council Action	Increase (Decrease)
	\$ 195,740.00	\$195,740.00		\$0.00

**Support for Budget Request:** Provide justification for the budget request using as much detail as possible to support it. Examples of acceptable support include unit costs, quantity estimates, price quotes, etc. Requests based solely on a percentage increase above the previous budget will not be accepted. Use additional sheets if necessary.



		<u># of permits</u>		<u>Monthly Fee</u>		<u>Annual Amount</u>
Permits	24/7	138	\$	65.00	\$	107,640.00
	Night	25	\$	35.00	\$	10,500.00
	Workday	34	\$	50.00	\$	20,400.00
					\$	138,540.00
				<u>Weekly Average</u>		
Hourly (average per week)			\$	1,100.00	\$	57,200.00
					\$	195,740.00



## Fiscal Year 2020 Revenue Estimates

February 28, 2019

Department: Police Department

Account Title: Parking Fines Revenue

Department Number: 31235

Account Number: 40316


FY 2017 Actual	FY 2018 Budget	FY2018 Actual	FY 2019 Budget	FY 2019 Forecast
\$0.00	\$0.00	\$0.00	\$28,470.00	\$28,470.00

FY-2020 Budget	Department Estimate	City Mgr Recommendation	Council Action	Increase (Decrease)
	\$60,000.00	\$60,000.00		\$0.00

**Support for Budget Request:** Provide justification for the budget request using as much detail as possible to support it. Examples of acceptable support include unit costs, quantity estimates, price quotes, etc. Requests based solely on a percentage increase above the previous budget will not be accepted. Use additional sheets if necessary.



2013	31,587
2014	34,862
2015	40,531
2016	35,952
2017	40,326
2018	58,840
average	40,350
average last two years	49,583
increase due to lots	10,000
budget	59,583



## Fiscal Year 2020 Revenue Estimates

February 28, 2019

Department: Police Department

Account Title: Parking Fees

Department Number: 31235

Account Number: 40639

FY 2017 Actual	FY 2018 Budget	FY2018 Actual	FY 2019 Budget	FY 2019 Forecast
\$0.00	\$0.00	\$0.00	\$38,400.00	\$38,400.00

FY-2020 Budget	Department Estimate	City Mgr Recommendation	Council Action	Increase (Decrease)
	\$38,400.00	\$38,400.00		\$0.00

**Support for Budget Request:** Provide justification for the budget request using as much detail as possible to support it. Examples of acceptable support include unit costs, quantity estimates, price quotes, etc. Requests based solely on a percentage increase above the previous budget will not be accepted. Use additional sheets if necessary.

	<u>Monthly Amt</u>	<u>Annual Amt</u>
The Lofts	\$ 3,200.00	\$ 38,400.00